

Amherst Comprehensive Plan Survey

Selection: Town = 'Amherst'

Record Count: 28 (Deleted Records Excluded) Date: 10/21/2014 1:24:02 PM

FREQ *

TOWN	Frequency	Percent	Cum. Percent	
Amherst	28	100.00%	100.00%	
Total	28	100.00%	100.00%	

A# DO YOU PLAN TO MAKE YOUR SEASONAL RESIDENCE YOUR PERMANENT RE	Frequency	Percent	Cum. Percent	
No	5	50.00%	50.00%	
Yes	5	50.00%	100.00%	
Total	10	100.00%	100.00%	

3# HOW LONG HAVE YOU LIVED IN YOUR TOWN?	Frequency	Percent	Cum. Percent	
10-20 years	4	14.29%	14.29%	
1-5 years	2	7.14%	21.43%	
20+ years	13	46.43%	67.86%	
6-10 years	8	28.57%	96.43%	
less than one year	1	3.57%	100.00%	
Total	28	100.00%	100.00%	

A# FIRE PROTECTION	Frequency	Percent	Cum. Percent	
Adequate	12	42.86%	42.86%	
Needs improvement	9	32.14%	75.00%	
Not sure	7	25.00%	100.00%	
Total	28	100.00%	100.00%	

WOULD YOU SUPPORT IMPROVING OR EXPANDING THROUGH INCREASED LOCAL	Frequency	Percent	Cum. Percent	
No	10	43.48%	43.48%	
Yes	13	56.52%	100.00%	
Total	23	100.00%	100.00%	

B#_RECREATIONAL FACILITIES	Frequency	Percent	Cum. Percent	
Adequate	19	67.86%	67.86%	
Needs improvement	5	17.86%	85.71%	
Not sure	4	14.29%	100.00%	
Total	28	100.00%	100.00%	

WOULD YOU SUPPORT IMPROVING OR EXPANDING THROUGH INCREASED LOCA1	Frequency	Percent	Cum. Percent	
No	17	80.95%	80.95%	
Yes	4	19.05%	100.00%	
Total	21	100.00%	100.00%	

C#_AMBULANCE	Frequency	Percent	Cum. Percent	
Adequate	17	60.71%	60.71%	
Needs improvement	4	14.29%	75.00%	
Not sure	7	25.00%	100.00%	
Total	28	100.00%	100.00%	

WOULD YOU SUPPORT IMPROVING OR EXPANDING THROUGH INCREASED LOCA2	Frequency	Percent	Cum. Percent	
No	15	71.43%	71.43%	

Yes	6	28.57%	100.00%	
Total	21	100.00%	100.00%	

D# ROAD MAINTENANCE	Frequency	Percent	Cum. Percent	
Adequate	19	67.86%	67.86%	
Needs improvement	6	21.43%	89.29%	
Not sure	3	10.71%	100.00%	
Total	28	100.00%	100.00%	

WOULD YOU SUPPORT IMPROVING OR EXPANDING THROUGH INCREASED LOCA3	Frequency	Percent	Cum. Percent	
No	12	57.14%	57.14%	
Yes	9	42.86%	100.00%	
Total	21	100.00%	100.00%	

E# SNOW REMOVAL/SANDING	Frequency	Percent	Cum. Percent	
Adequate	21	75.00%	75.00%	
Needs improvement	3	10.71%	85.71%	
Not sure	4	14.29%	100.00%	
Total	28	100.00%	100.00%	

WOULD YOU SUPPORT IMPROVING OR EXPANDING THROUGH INCREASED LOCA4	Frequency	Percent	Cum. Percent	
No	14	73.68%	73.68%	
Yes	5	26.32%	100.00%	
Total	19	100.00%	100.00%	

F# PUBLIC SCHOOLS	Frequency	Percent	Cum. Percent	
--------------------------	------------------	----------------	---------------------	--

Adequate	18	64.29%	64.29%	
Needs improvement	2	7.14%	71.43%	
Not sure	8	28.57%	100.00%	
Total	28	100.00%	100.00%	

WOULD YOU SUPPORT IMPROVING OR EXPANDING THROUGH INCREASED LOCA5	Frequency	Percent	Cum. Percent	
No	10	50.00%	50.00%	
Yes	10	50.00%	100.00%	
Total	20	100.00%	100.00%	

G# POLICE PROTECTION	Frequency	Percent	Cum. Percent	
Adequate	13	46.43%	46.43%	
Needs improvement	9	32.14%	78.57%	
Not sure	6	21.43%	100.00%	
Total	28	100.00%	100.00%	

WOULD YOU SUPPORT IMPROVING OR EXPANDING THROUGH INCREASED LOCA6	Frequency	Percent	Cum. Percent	
No	13	65.00%	65.00%	
Yes	7	35.00%	100.00%	
Total	20	100.00%	100.00%	

H# CODE ENFORCEMENT	Frequency	Percent	Cum. Percent	
Adequate	14	50.00%	50.00%	
Needs improvement	8	28.57%	78.57%	
Not sure	6	21.43%	100.00%	
Total	28	100.00%	100.00%	

WOULD YOU SUPPORT IMPROVING OR EXPANDING THROUGH INCREASED LOCA7	Frequency	Percent	Cum. Percent	
No	15	75.00%	75.00%	
Yes	5	25.00%	100.00%	
Total	20	100.00%	100.00%	

I# PUBLIC ACCESS TO SHORE	Frequency	Percent	Cum. Percent	
Adequate	18	64.29%	64.29%	
Needs improvement	3	10.71%	75.00%	
Not sure	7	25.00%	100.00%	
Total	28	100.00%	100.00%	

WOULD YOU SUPPORT IMPROVING OR EXPANDING THROUGH INCREASED LOCA8	Frequency	Percent	Cum. Percent	
No	16	76.19%	76.19%	
Yes	5	23.81%	100.00%	
Total	21	100.00%	100.00%	

J# LIBRARY	Frequency	Percent	Cum. Percent	
Adequate	14	50.00%	50.00%	
Needs improvement	2	7.14%	57.14%	
Not sure	12	42.86%	100.00%	
Total	28	100.00%	100.00%	

WOULD YOU SUPPORT IMPROVING OR EXPANDING THROUGH INCREASED LOCA9	Frequency	Percent	Cum. Percent	
No	17	80.95%	80.95%	

Yes	4	19.05%	100.00%	
Total	21	100.00%	100.00%	

K# TOWN OFFICE	Frequency	Percent	Cum. Percent	
Adequate	20	71.43%	71.43%	
Needs improvement	6	21.43%	92.86%	
Not sure	2	7.14%	100.00%	
Total	28	100.00%	100.00%	

WOULD YOU SUPPORT IMPROVING OR EXPANDING THROUGH INCREASED LOC10	Frequency	Percent	Cum. Percent	
No	16	80.00%	80.00%	
Yes	4	20.00%	100.00%	
Total	20	100.00%	100.00%	

L# SOLID WASTE DISPOSAL	Frequency	Percent	Cum. Percent	
Adequate	21	75.00%	75.00%	
Needs improvement	3	10.71%	85.71%	
Not sure	4	14.29%	100.00%	
Total	28	100.00%	100.00%	

WOULD YOU SUPPORT IMPROVING OR EXPANDING THROUGH INCREASED LOC11	Frequency	Percent	Cum. Percent	
No	17	77.27%	77.27%	
Yes	5	22.73%	100.00%	
Total	22	100.00%	100.00%	

M# COMPREHENSIVE PLAN	Frequency	Percent	Cum. Percent	
------------------------------	------------------	----------------	---------------------	--

Adequate	6	21.43%	21.43%	
Needs improvement	10	35.71%	57.14%	
Not sure	12	42.86%	100.00%	
Total	28	100.00%	100.00%	

WOULD YOU SUPPORT IMPROVING OR EXPANDING THROUGH INCREASED LOC12	Frequency	Percent	Cum. Percent	
No	14	73.68%	73.68%	
Yes	5	26.32%	100.00%	
Total	19	100.00%	100.00%	

# OTHER MUNICIPAL SERVICES (SPECIFY)	Frequency	Percent	Cum. Percent	
A renovated or modern central meeting/social/recreational space is needed. It would be nice if the existing town hall could be renovated to provide this space with a kitchen, etc., or a new building built for the use of local residents.	1	100.00%	100.00%	
Total	1	100.00%	100.00%	

F34	Frequency	Percent	Cum. Percent	
Needs improvement	1	33.33%	33.33%	
Not sure	2	66.67%	100.00%	
Total	3	100.00%	100.00%	

WOULD YOU SUPPORT IMPROVING OR EXPANDING THROUGH INCREASED LOC13	Frequency	Percent	Cum. Percent	
No	2	50.00%	50.00%	
Yes	2	50.00%	100.00%	

Total	4	100.00%	100.00%	
--------------	---	---------	---------	--

A#_JOB OPPORTUNITIES	Frequency	Percent	Cum. Percent	
No	9	32.14%	32.14%	
Yes	19	67.86%	100.00%	
Total	28	100.00%	100.00%	

B#_AFFORDABLE HOUSING	Frequency	Percent	Cum. Percent	
No	19	67.86%	67.86%	
Yes	9	32.14%	100.00%	
Total	28	100.00%	100.00%	

C# SPEEDING TRAFFIC	Frequency	Percent	Cum. Percent	
No	11	39.29%	39.29%	
Yes	17	60.71%	100.00%	
Total	28	100.00%	100.00%	

D# PROPERTY TAXES	Frequency	Percent	Cum. Percent	
No	17	60.71%	60.71%	
Yes	11	39.29%	100.00%	
Total	28	100.00%	100.00%	

E# POPULATION GROWTH	Frequency	Percent	Cum. Percent	
No	24	85.71%	85.71%	
Yes	4	14.29%	100.00%	
Total	28	100.00%	100.00%	

F# HIGH SPEED INTERNET	Frequency	Percent	Cum. Percent	
No	19	67.86%	67.86%	

Yes	9	32.14%	100.00%	
Total	28	100.00%	100.00%	

G# POPULATION GROWTH	Frequency	Percent	Cum. Percent	
No	24	85.71%	85.71%	
Yes	4	14.29%	100.00%	
Total	28	100.00%	100.00%	

H# POTABLE WATER	Frequency	Percent	Cum. Percent	
No	27	96.43%	96.43%	
Yes	1	3.57%	100.00%	
Total	28	100.00%	100.00%	

I# AIR OR WATER QUALITY	Frequency	Percent	Cum. Percent	
No	26	92.86%	92.86%	
Yes	2	7.14%	100.00%	
Total	28	100.00%	100.00%	

J# PUBLIC TRASPORTATION	Frequency	Percent	Cum. Percent	
No	15	53.57%	53.57%	
Yes	13	46.43%	100.00%	
Total	28	100.00%	100.00%	

K# LOSS OF WILDLIFE HABITAT	Frequency	Percent	Cum. Percent	
No	14	50.00%	50.00%	
Yes	14	50.00%	100.00%	
Total	28	100.00%	100.00%	

L# TIMBER HARVESTING	Frequency	Percent	Cum. Percent	
-----------------------------	------------------	----------------	---------------------	--

No	19	67.86%	67.86%	
Yes	9	32.14%	100.00%	
Total	28	100.00%	100.00%	

M# OTHER PROBLEMS (SPECIFY)	Frequency	Percent	Cum. Percent	
Total	0	100.00%	100.00%	

95% Conf Limits

F49	Frequency	Percent	Cum. Percent	
No	1	100.00%	100.00%	
Total	1	100.00%	100.00%	

3# DO YOU FEEL THAT THE TOWN GOVERNMENT IS RESPONSIVE TO YOUR NE	Frequency	Percent	Cum. Percent	
No	4	14.29%	14.29%	
Yes	24	85.71%	100.00%	
Total	28	100.00%	100.00%	

A# SINGLE FAMILY HOUSES	Frequency	Percent	Cum. Percent	
Undecided	1	3.57%	3.57%	
Yes	27	96.43%	100.00%	
Total	28	100.00%	100.00%	

B# DUPLEXES	Frequency	Percent	Cum. Percent	
No	13	46.43%	46.43%	
Undecided	2	7.14%	53.57%	
Yes	13	46.43%	100.00%	
Total	28	100.00%	100.00%	

C# APARTMENTS	Frequency	Percent	Cum. Percent	
No	15	53.57%	53.57%	
Undecided	1	3.57%	57.14%	
Yes	12	42.86%	100.00%	
Total	28	100.00%	100.00%	

D# AFFORDABLE HOUSING	Frequency	Percent	Cum. Percent	
No	10	35.71%	35.71%	
Undecided	2	7.14%	42.86%	
Yes	16	57.14%	100.00%	
Total	28	100.00%	100.00%	

E# MOBILE HOMES ON INDIVIDUAL LOTS	Frequency	Percent	Cum. Percent	
No	10	35.71%	35.71%	
Undecided	2	7.14%	42.86%	
Yes	16	57.14%	100.00%	
Total	28	100.00%	100.00%	

F# CLUSTER (OR OPEN SPACE) HOUSING	Frequency	Percent	Cum. Percent	
No	15	53.57%	53.57%	
Undecided	1	3.57%	57.14%	
Yes	12	42.86%	100.00%	
Total	28	100.00%	100.00%	

F58	Frequency	Percent	Cum. Percent	
a. Anywhere in town	1	3.57%	3.57%	

b. In remote rural areas	2	7.14%	10.71%	
c. Adjacent to commercial areas	5	17.86%	28.57%	
d. Along major roads	4	14.29%	42.86%	
e. In as few places in town as possibl	13	46.43%	89.29%	
f. Anywhere but near built up residential area	1	3.57%	92.86%	
minimum lot size per ordinance	1	3.57%	96.43%	
Nowhere	1	3.57%	100.00%	
Total	28	100.00%	100.00%	

A# RESIDENTIAL	Frequency	Percent	Cum. Percent	
Anywhere in town	16	57.14%	57.14%	
Close to village centers	7	25.00%	82.14%	
Specifically designated areas	2	7.14%	89.29%	
Undecided	3	10.71%	100.00%	
Total	28	100.00%	100.00%	

B# COMMERCIAL (RETAIL & SERVICES)	Frequency	Percent	Cum. Percent	
Anywhere in town	4	14.29%	14.29%	
Close to villages centers	9	32.14%	46.43%	
Nowhere in town	1	3.57%	50.00%	
Specifically designated areas	14	50.00%	100.00%	
Total	28	100.00%	100.00%	

C# LIGHT MANUFACTURING OPERATIONS	Frequency	Percent	Cum. Percent	
Anywhere in town	3	10.71%	10.71%	
Close to village centers	3	10.71%	21.43%	

Nowhere in town	3	10.71%	32.14%	
Specifically designated areas	18	64.29%	96.43%	
Undecided	1	3.57%	100.00%	
Total	28	100.00%	100.00%	

D# HEAVY INDUSTRIAL OPERATIONS	Frequency	Percent	Cum. Percent	
Anywhere in town	1	3.57%	3.57%	
Nowhere in towns	12	42.86%	46.43%	
Specifically designated areas	14	50.00%	96.43%	
Undecided	1	3.57%	100.00%	
Total	28	100.00%	100.00%	

E# GRAVEL EXTRACTION	Frequency	Percent	Cum. Percent	
Anywhere in town	2	7.14%	7.14%	
Nowhere in town	6	21.43%	28.57%	
Specifically designated areas	19	67.86%	96.43%	
Undecided	1	3.57%	100.00%	
Total	28	100.00%	100.00%	

F# CELL TOWERS	Frequency	Percent	Cum. Percent	
Anywhere in town	4	14.29%	14.29%	
Close to village centers	1	3.57%	17.86%	
Nowhere in town	7	25.00%	42.86%	
Specifically designated areas	15	53.57%	96.43%	
Undecided	1	3.57%	100.00%	
Total	28	100.00%	100.00%	

G# WIND TURBINES	Frequency	Percent	Cum. Percent	
-------------------------	------------------	----------------	---------------------	--

Anywhere in town	3	10.71%	10.71%	
Nowhere in town	12	42.86%	53.57%	
Specifically designated areas	11	39.29%	92.86%	
Undecided	2	7.14%	100.00%	
Total	28	100.00%	100.00%	

H# GAS OR OIL PIPELINES	Frequency	Percent	Cum. Percent	
Anywhere in town	2	7.14%	7.14%	
Nowhere in town	11	39.29%	46.43%	
Specifically designated areas	12	42.86%	89.29%	
Undecided	3	10.71%	100.00%	
Total	28	100.00%	100.00%	

I# EAST/WEST HIGHWAY	Frequency	Percent	Cum. Percent	
Anywhere in town	2	7.14%	7.14%	
Close to village centers	2	7.14%	14.29%	
Nowhere in town	12	42.86%	57.14%	
Specifically designated areas	8	28.57%	85.71%	
Undecided	4	14.29%	100.00%	
Total	28	100.00%	100.00%	

A# AGRICULTURE LAND	Frequency	Percent	Cum. Percent	
No	7	25.00%	25.00%	
Yes	21	75.00%	100.00%	
Total	28	100.00%	100.00%	

B# FOREST LAND	Frequency	Percent	Cum. Percent	
No	4	14.29%	14.29%	
Undecided	1	3.57%	17.86%	

Yes	23	82.14%	100.00%	
Total	28	100.00%	100.00%	

C# TREE GROWTH	Frequency	Percent	Cum. Percent	
No	5	17.86%	17.86%	
Undecided	2	7.14%	25.00%	
Yes	21	75.00%	100.00%	
Total	28	100.00%	100.00%	

D# WILDLIFE HABITAT	Frequency	Percent	Cum. Percent	
No	2	7.14%	7.14%	
Yes	26	92.86%	100.00%	
Total	28	100.00%	100.00%	

E# AQUIFERS	Frequency	Percent	Cum. Percent	
No	2	7.14%	7.14%	
Undecided	1	3.57%	10.71%	
Yes	25	89.29%	100.00%	
Total	28	100.00%	100.00%	

F# WETLANDS	Frequency	Percent	Cum. Percent	
No	3	10.71%	10.71%	
Undecided	1	3.57%	14.29%	
Yes	24	85.71%	100.00%	
Total	28	100.00%	100.00%	

G# SCENIC VIEWS	Frequency	Percent	Cum. Percent	
No	3	10.71%	10.71%	
Yes	25	89.29%	100.00%	

Total	28	100.00%	100.00%	
--------------	----	---------	---------	--



















H# DEER WINTERING AREAS	Frequency	Percent	Cum. Percent	
No	3	10.71%	10.71%	
Yes	25	89.29%	100.00%	
Total	28	100.00%	100.00%	

I# UNION RIVER WATERSHED	Frequency	Percent	Cum. Percent	
No	3	10.71%	10.71%	
Yes	25	89.29%	100.00%	
Total	28	100.00%	100.00%	

J# LAKE WATERSHEDS	Frequency	Percent	Cum. Percent	
No	3	10.71%	10.71%	
Yes	25	89.29%	100.00%	
Total	28	100.00%	100.00%	


















5#_HOW IMPORTANT IS MAINTAINING THE RURAL WAY OF LIFE?	Frequency	Percent	Cum. Percent	
Not very important	2	7.14%	7.14%	
Very important	26	92.86%	100.00%	
Total	28	100.00%	100.00%	




6# PLEASE INDICATE WHAT YOU LIKE MOST ABOUT LIVING IN YOUR TOWN:	Frequency	Percent	Cum. Percent	
being in nature while being close to a city location	1	4.00%	4.00%	
close enough to bangor/brewer to be easily accessed but small, quiet and rural still	1	4.00%	8.00%	







Close to Bangor yet rural	1	4.00%	12.00%	
Friendly, quiet rural lifestyle away from major development, tourists and traffic.	1	4.00%	16.00%	
I enjoy the natural beauty of the area	1	4.00%	20.00%	
It a small quaint town where neighbors watch out for each other and willing to help when it is needed.	1	4.00%	24.00%	
It's peaceful; green vistas; good well water; ability to see neighbors' houses but still have privacy; fiber optic broadband	1	4.00%	28.00%	
location; town officials who work for the betterment and benefit of the town' neighboring community activities.	1	4.00%	32.00%	
My seasonal property is taxed at a reasonable rate for the services I don't receive.	1	4.00%	36.00%	
Peaceful	1	4.00%	40.00%	
Quiet place to get away	1	4.00%	44.00%	
Quiet, elbow room, Everyone knows each other. Distance to town if need to go	1	4.00%	48.00%	
Quiet, mostly peaceful good people	1	4.00%	52.00%	
quiet, solitude,	1	4.00%	56.00%	
rural atmosphere	1	4.00%	60.00%	
Rural Living	1	4.00%	64.00%	
Rural nature, quiet, clean, access to lands for hunting and fishing and recreation.	1	4.00%	68.00%	
Rural simple lifestyle	1	4.00%	72.00%	
Rural way of life - Good hunting - Friendly people - quietness - road maintenance - good access to shopping and medical services and other services	1	4.00%	76.00%	
The clean flowing unobstructed protected river - the general value citizens hold for the town's rural character. The set aside of the Amherst Forest and its protection of the pond in it	1	4.00%	80.00%	






The lack of government intrusion. Not being overburdened with excessive ordinances.	1	4.00%	84.00%	
The people and rural nature of the town. The Amherst forest is great.	1	4.00%	88.00%	
The rural "lifestyle" Low crime The "community" forest.	1	4.00%	92.00%	
The rural way of life, however, the town does need growth in order to survive.	1	4.00%	96.00%	
we enjoy living in a rural community, it is quiet and peaceful and private	1	4.00%	100.00%	
Total	25	100.00%	100.00%	


7#_PLEASE INDICATE WHAT YOU LIKE LEAST ABOUT LIVING IN YOUR TOW	Frequency	Percent	Cum. Percent	
A sleepy town main road was turned into a highway--it should have by passed the populated parts of town; pollution from Route 9 (air and noise); disregard for speed limits on Route 9; discontinuance of old social events; paying for a fire department that is too far away and does not save houses or lower insurance rates because it is too slow and unmanned--not a fault of the firemen by any means--just a consequence of it being unmanned and too far away for much of the towns; lack of affordable bus or public transport to Bangor/Brewer/Ellsworth areas	1	4.17%	4.17%	
Amherst is a disgrace with abandoned cars, junk piles, etc along Route 9. Burned out Building and trailer blight.	1	4.17%	8.33%	
Being tied to a private vehicle to go to town to access basic services like shopping, doctors, etc. Some sort of public transportation or car pool system would be nice for people who cannot drive.	1	4.17%	12.50%	
Bizarre neighbors.	1	4.17%	16.67%	

citizen apathy and complacency	1	4.17%	20.83%	
I'm very happy with the way things are in our town.	1	4.17%	25.00%	
Increasing thoughtless development	1	4.17%	29.17%	
Lack of cellular and internet coverage	1	4.17%	33.33%	
N/A	2	8.33%	41.67%	
No access to before/after school child care. This makes it nearly impossible to have a home where both parents work which could be the reason that the school population is as small as it is and why a large portion of homes are for sale!	1	4.17%	45.83%	
No place to buy pizza	1	4.17%	50.00%	
No solid waste disposal in a local area, Ambulance service comes from Ellsworth when Eddington is closer. Network should consider where call originates from.	1	4.17%	54.17%	
Property Taxes!!!!!!!	1	4.17%	58.33%	
proximity to health services	1	4.17%	62.50%	
Route 9 truck traffic speeding and noise along with tourist speeding along RT 9. Not enough current local and state law enforcement of speed limits on RT 9. If current limits won't be enforced, lower the speed limit through the built up section of Amherst on RT 9.	1	4.17%	66.67%	
speed limits; poor cell phone service	1	4.17%	70.83%	
Speed/traffic on roads	1	4.17%	75.00%	
speeding along route 9	1	4.17%	79.17%	
The lateness of checks being "held" after payment of property taxes.	1	4.17%	83.33%	
Too many private roads. The town should take a greater role in taking over these roads that meet town specifications.	1	4.17%	87.50%	
we are a long commute (daily) to work, school, grocery store doctor's offices, etc.	1	4.17%	91.67%	

We have one place there because we like it! Would like to see more support for fire department (s) and we personally donate to Aurora FD to help out.	1	4.17%	95.83%	
wish we were closer to city "services" like doctors, hospital, etc.	1	4.17%	100.00%	
Total	24	100.00%	100.00%	

9#_FEEL FREE TO MAKE ANY ADDITIONAL COMMENTS HERE (USE ADDITIONA	Frequency	Percent	Cum. Percent	
A great place to raise a family. We are concerned about the rising crime rate, often hard drug inspired. As government regulations and etc. increase, wondering if the 4 towns should hire and share a "town Manager" to stay abreast of all that is needed and answerable to each town's select people" at each town's monthly select board meeting??? It is difficult to have "volunteers" running a town in these times.	1	9.09%	9.09%	
Amherst is intimidated by certain indigent familys who have created a visual blight, poaching, and drug dealing. Surprised no one has reported this to Dept. Env. mgt. Town goveneres are Lame!!	1	9.09%	18.18%	
I would really support organizing many of the local towns into consolidated government.	1	9.09%	27.27%	
In winter months it would be nice if our section of Route 9 could be plowed and cleared early - we leave our home around 6 AM on weekdays - many storms Route 9 was not very clear until Eddington.	1	9.09%	36.36%	
It would be great to have someone fill in for the town clerk when she takes time off. Having to wait two weeks to conduct business isn't very efficient.	1	9.09%	45.45%	
I've always felt that a general practitioner doctor's office would be a very useful addition to the towns. I wonder if the Affordable Care Act might have made it more feasible to attract one since more people are insured, even if only for part of two or three days a week. Perhaps the various town halls could offer up free clinic space to a doctor willing to try it, or the state would come up with a grant for a mobile x-ray/consultation unit that could visit	1	9.09%	54.55%	

<p>each town regularly, plus perhaps others nearby. Has the feasibility of a "public transportation" bus that would serve the towns on a regular, predictable schedule (even if not every day) and route ever been investigated? Also, very affordable technology exists now to harness hydroelectric power from relatively shallow, slow moving rivers without damming the flow.* It would be fortunate if cost vs. our aggregate usage made such an investment viable and the towns could find or borrow money to invest in electric power generation for its residents, since it is a utility used by all and the Union river flows through all three towns. Excess capacity could be sold to the Grid to help allay property taxes. The towns were not served by the short-sighted sale of the Union River Electric Co-op. This might be a way to regain some of the well-paying local jobs that were lost in that transaction. *The RivGen Power System has been developed to generate electricity in smaller river sites that might power remote communities. This device will work well in shallow water situations and can be grouped by the dozen as the situation dictates. The components of the device are small enough to fit inside a shipping container making it possible to easily transport each one to its operating destination. At this stage each RivGen device has a generating capacity of up to 25kW in a 7.5 foot per second (2.25 meters/second) current. Info: http://orpc.co/orpcpowersystem_rivgenpowersystem.aspx</p>				
<p>Let's avoid letting out of state developers such as wind farms divide our community and ruin our resources for resource development local people will not benefit from. The town Clifton will take years to heal, just as the town of Searsport and the propane tank controversy.</p>	1	9.09%	63.64%	
<p>Not being a full time resident, we feel we should not have a major say in how Amherst is run. We are happy with the way things are, however, including us in the survey was a welcome gesture. Hope this helps!</p>	1	9.09%	72.73%	
<p>Thank you for this opportunity to offer input.</p>	1	9.09%	81.82%	
<p>The speed limit of 50 MPH on Route 9 through the middle of Amherst is insane.</p>	1	9.09%	90.91%	
<p>try to improve housing/neighborhood quality. Protect (with ordinances) against people making their home a junk yard.</p>	1	9.09%	100.00%	

Total	11	100.00%	100.00%	
--------------	----	---------	---------	-------------------------------------------------------------------------------------